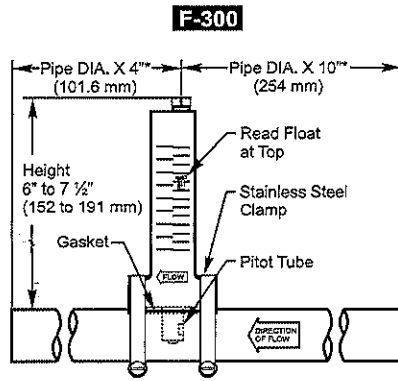
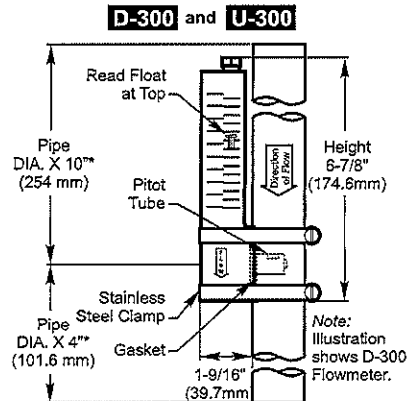


Flowmeter Installation Instructions

F-300 | D-300 | U-300



* Minimum acceptable dimensions.
Must be straight horizontal piping.



* Minimum acceptable dimensions.
Must be straight vertical piping.

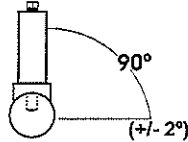
General

F-300, D-300 and U-300 series flowmeters should only be used on the size and type of pipe for which they were intended. Incorrect use will result in inaccurate readings and leakage problems.

Models with suffix "P" or "PR" = PVC pipe, Schedule 40 (IPS pipe, ASTM - D-1785)
Models with suffix "T" or "TR" = COPPER TUBING, Type "K" or "L".

Note: If used on Schedule 80 PVC pipe, the reading will be 12% higher than actual.

Mount at a 90 degree angle



Danger

Wear eye protection when installing or removing flowmeter.

Installation

Install the flowmeter with at least the minimum dimensions called for in installation drawings. Carefully remove all burrs. Insert the pitot tube, with gasket in place, into the drilled pipe. Tighten the clamps alternately, a little at a time. Make certain the flow direction is towards the pitot tube opening.

Flowmeter size	Drill size for pitot tube
1" thru 4" (25.4 thru 101.6mm)	5/8" to 41/64" (15.8 to 16.3 mm)
6" thru 8" (152.4 thru 203.2mm)	3/4" to 49/64" (19.0 to 19.5 mm)

Blue-White
Industries, Ltd.

07/11/2007

80000-046

Blue-White® guarantees the meter is suitable with air and water only.

Maintenance

Minimal flowmeter maintenance is required. Should the meter fail to read, make certain the pitot tube opening is unobstructed, that the pitot tube opening faces the direction of the flow, and that you have installed the meter on the correct type and size pipe.

Cleaning

The flowmeter body and all other parts can be cleaned by washing in a mild soap and water solution. A soft bristle brush will simplify cleaning inside the meter body. Note the floats up position for re-assembly.

Maximum Temperature = 190°F at 0 PSI (87.8°C at 0 Bar)

Maximum Pressure = 150 PSI at 70°F (10.34 Bar at 21.1°C)

Accuracy = +/- 10% (of the full scale reading)

Pressure and temperature limits are inversely proportional.

We cannot guarantee our flowmeters will not be damaged either at or below the suggested limits simply because of many factors which influence meter integrity; stress resulting from meter misalignment, damage due to excessive vibration and/or deterioration caused by contact with certain chemicals as well as direct sunlight. These situations and others tend to reduce the strength of the materials from which the meters are manufactured. Flowmeters are tested and calibrated for water or air only.

Although meters may be suitable for other chemicals, Blue-White cannot guarantee their suitability.

For more information visit our website at www.Blue-White.com

5300 Business Drive
Huntington Beach, CA 92649

Phone: 714-893-8529
Fax: 714-894-9492
E-mail: TechSupport@Blue-White.com
E-mail: Sales@Blue-White.com

Blue-White
Industries, Ltd.